

## TR 系列射频变压器

### ★ 特征与用途 FEATURES AND APPLICATIONS

- 宽频范围内实现单端信号和差分信号的相互转换
- 低插入损耗、高返回损耗
- 参照GJB 1521A-2013、Q/XEC 146A-2016、Q/XEC 147A-2016



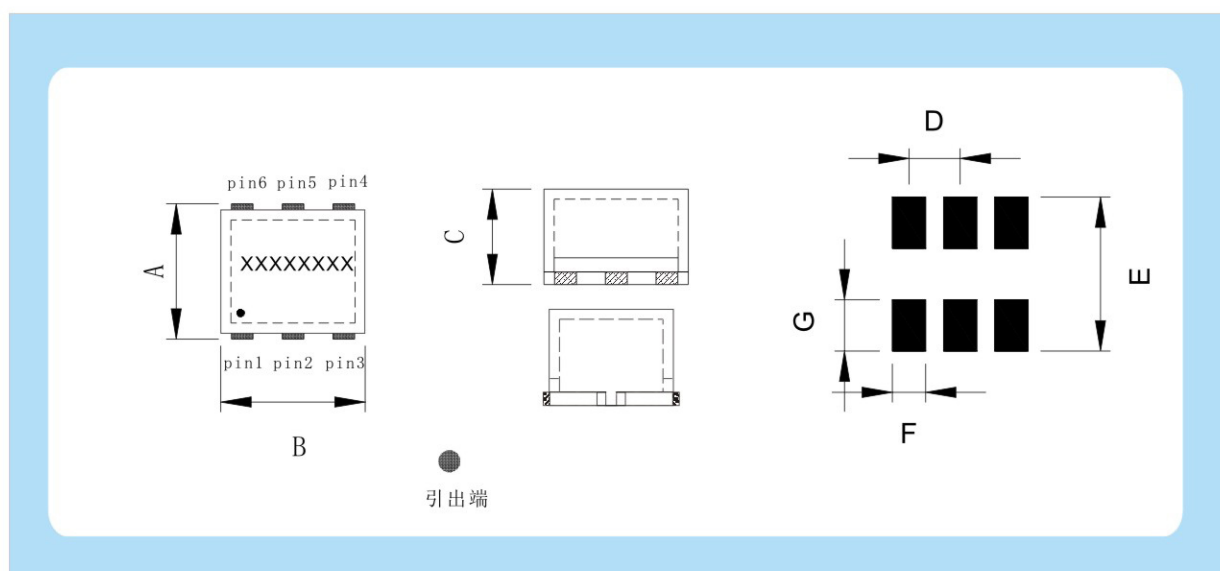
### ★ 产品型号 PRODUCT IDENTIFICATION

TR — A — 1/1 — A

① — ② — ③ — ④

- ① 产品形别码：TR表示射频变压器
- ② 产品配线结构：A表示A结构
- ③ 阻抗比：1/1表示1:1
- ④ 产品序列。缺省为初期产品。字母位代表同类产品的扩展产品或客户定制产品。

### ★ 外观尺寸 SHAPE AND DIMENSIONS

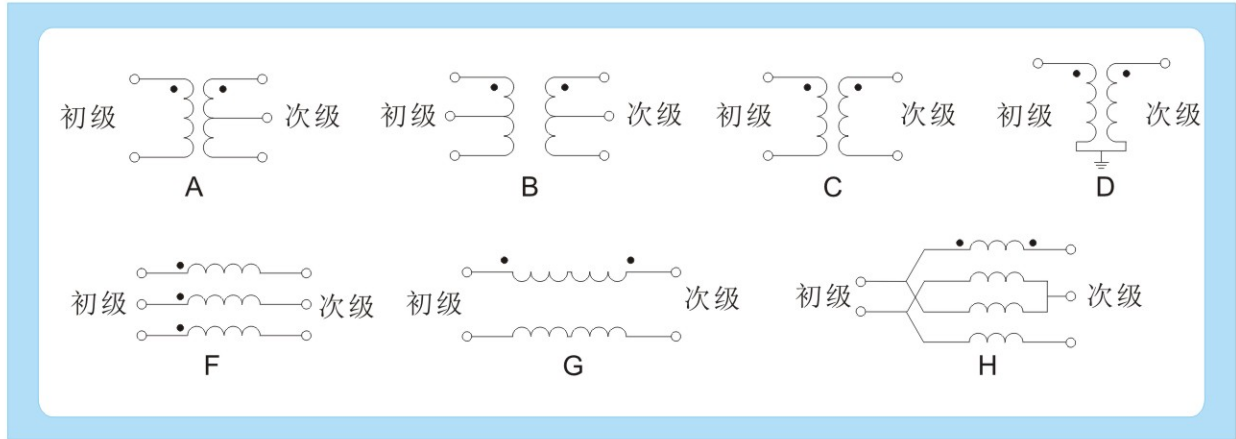


单位：mm

型号	外形尺寸							
	A (Max)	B (Max)	C (Max)	D (Max)	E	F	G	H
TR-A-1/1	7.5	8.0	4.5	6.5	2.54±0.10	7.62±0.10	1.65±0.10	2.54±0.10

## ★ 配线结构

## WINDING STRUCTURE



## ★ 规格特性

## SPECIFICATIONS

### ● TR-A-1/1

规格型号	工作频率范围	插入损耗	返回损耗	阻抗比 次级：初级	电压比 次级：初级	配线结构
TR-A-1/1	1.0MHz ~ 650MHz	3.0dB Max	3.0dB Min	1 : 1	1 : 1	A
TR-A-1/1A	1 ~ 600MHz	3.0dB Max	3.0dB Min	1 : 1	1 : 1	A
TR-A-2/1	0.4 ~ 600MHz	3.0dB Max	3.0dB Min	2 : 1	1.4 : 1	A
TR-A-4/1	1 ~ 800MHz	3.0dB Max	3.0dB Min	4 : 1	2 : 1	A
TR-A-4/6	0.3 ~ 300MHz	3.0dB Max	3.0dB Min	4 : 1	2 : 1	A
TR-B-1/1	0.3 ~ 300MHz	3.0dB Max	3.0dB Min	1 : 1	1 : 1	B
TR-C-1/1	0.3 ~ 600MHz	3.0dB Max	3.0dB Min	1 : 1	1 : 1	C

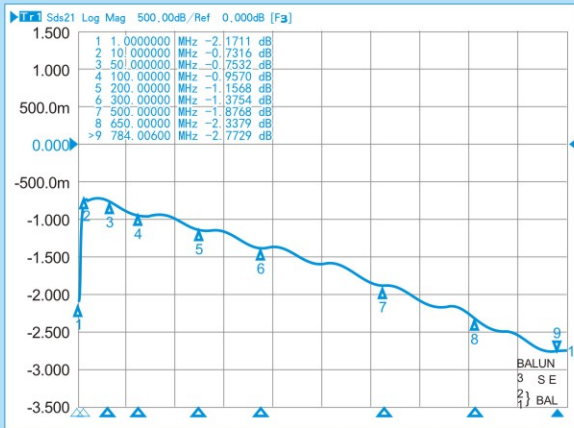
说明：扩展型号命名方式与初期开发型号相比，增加了配线结构参数，便于同类产品进行拓展及规范管理。

## ★ 替代表

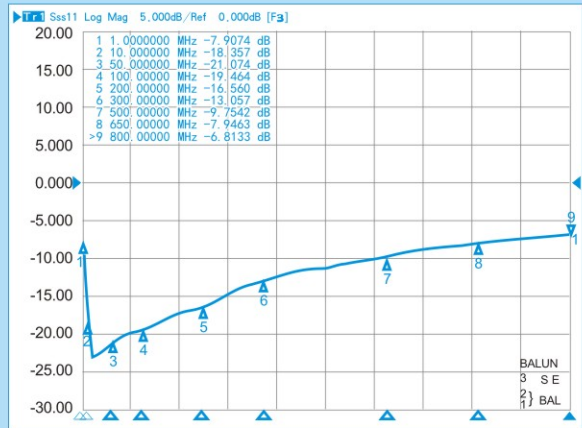
## FOR REPRESENTATIVES

建议型号	对应国外型号	备注
TR-A-1/1	ADT1-1WT、ADT1-1WT+、	
TR-A-1/1A	ADT1-1WT-1、ADT1-1WT-1+	
TR-A-2/1	ADT2-1T、ADT2-1T+、ADT2-1T-1P、ADT2-1T-1P+	
TR-A-4/1	ADT4-1WT、ADT4-1WT+、ADT4-1T、ADT4-1T+、ADT4-5WT、ADT4-5WT+、ADT4-6WT、ADT4-6WT+	
TR-A-4/6	ADT4-6T、ADT4-6T+、ADT4-5WT、ADT4-5WT+	
TR-B-1/1	ADTT1-1、ADTT1-1+	
TR-C-1/1	ADT1-1、ADT1-1+	

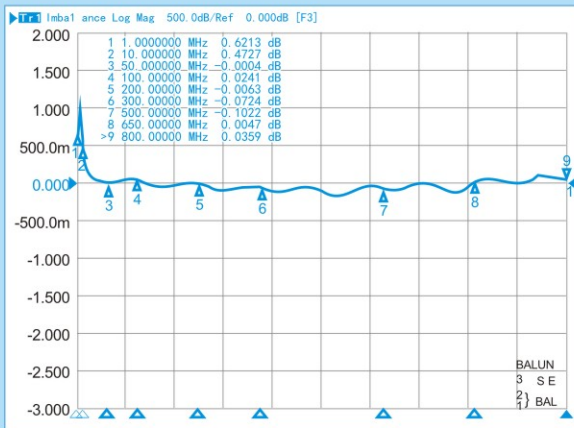
TR-A-1/1 插入损耗



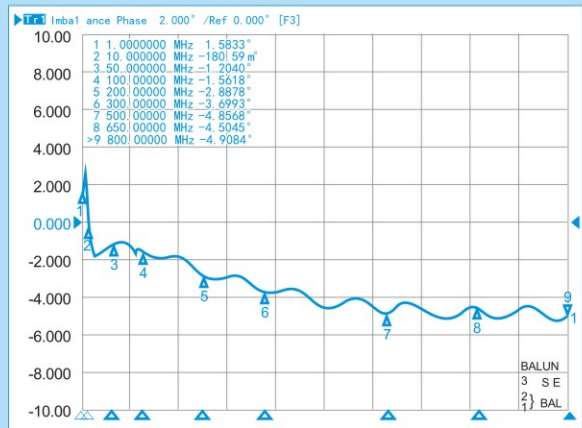
TR-A-1/1 返回损耗



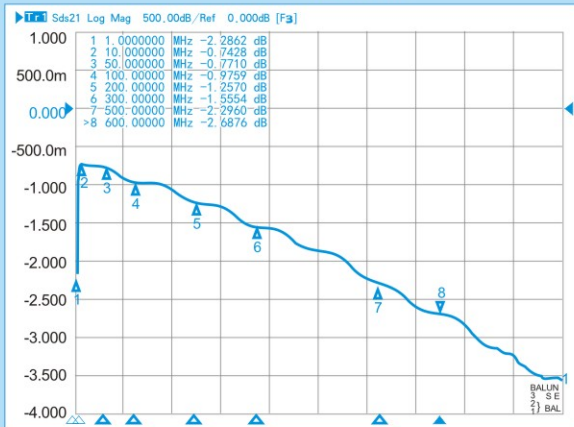
TR-A-1/1 幅度不平衡



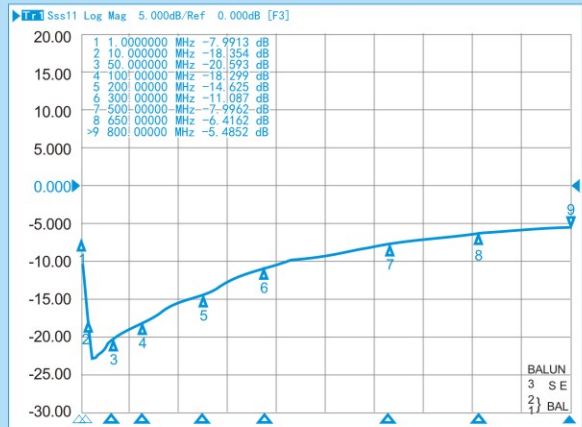
TR-A-1/1 相位不平衡



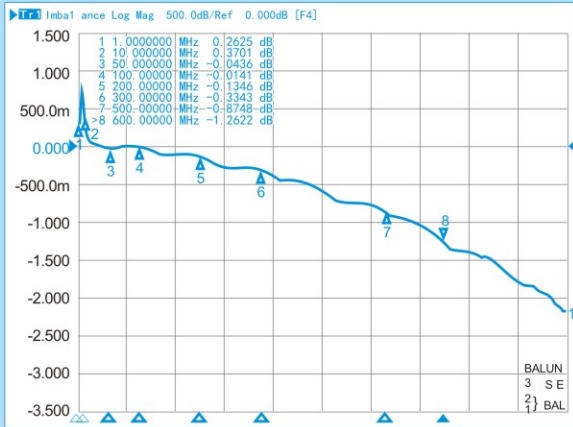
TR-A-1/1A 插入损耗



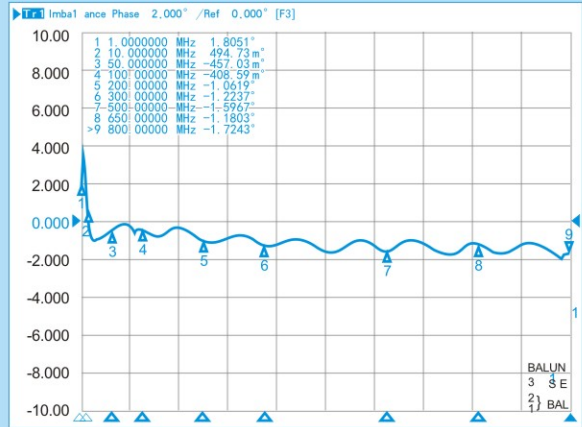
TR-A-1/1A 返回损耗



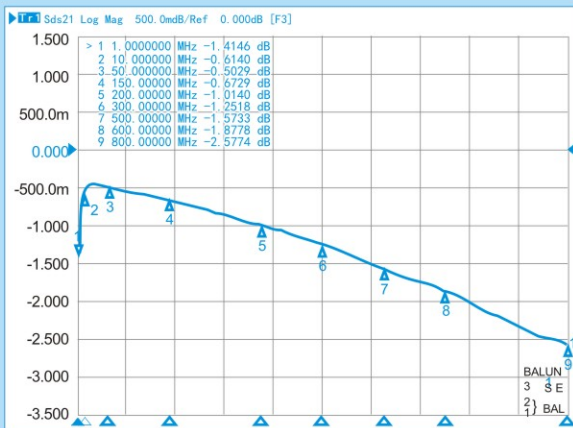
TR-A-1/1A 幅度不平衡



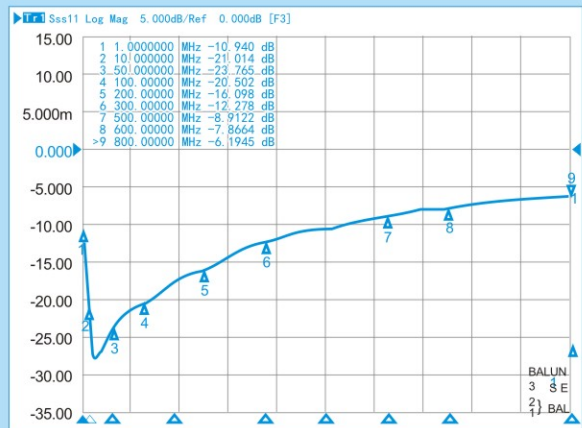
TR-A-1/1A 相位不平衡



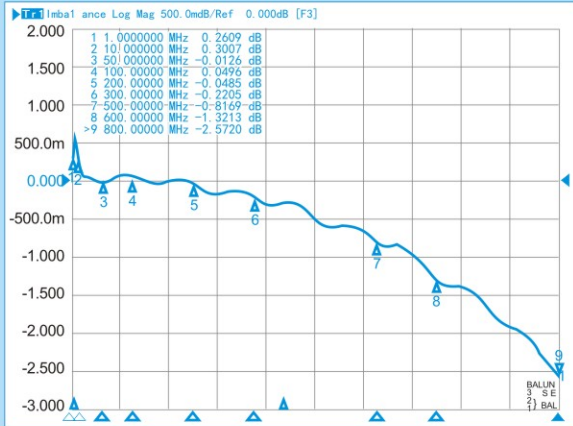
TR-A-2/1 插入损耗



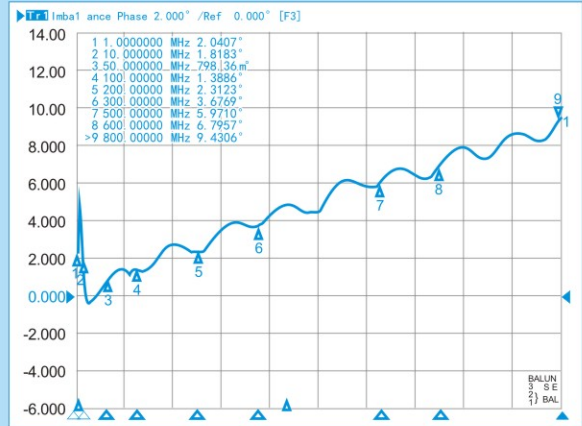
TR-A-2/1 返回损耗



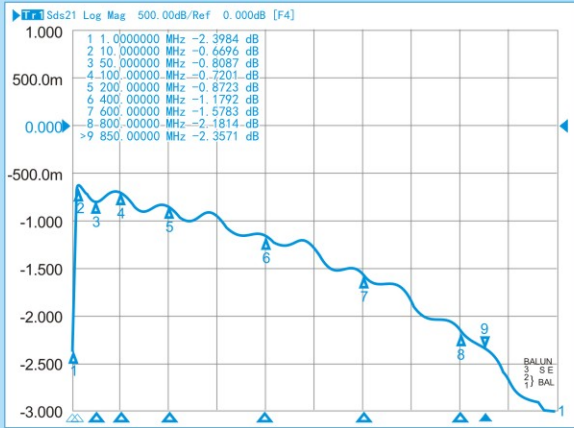
TR-A-2/1 幅度不平衡



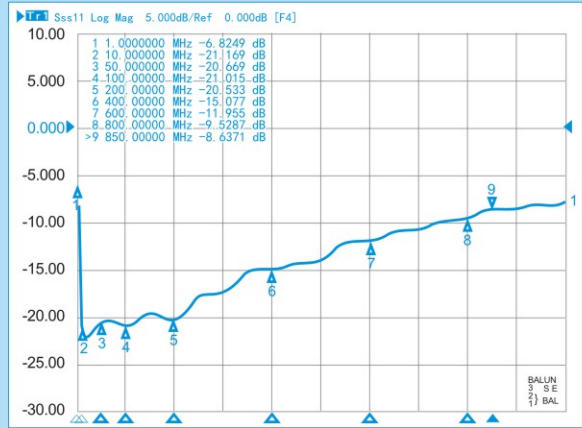
TR-A-2/1 相位不平衡



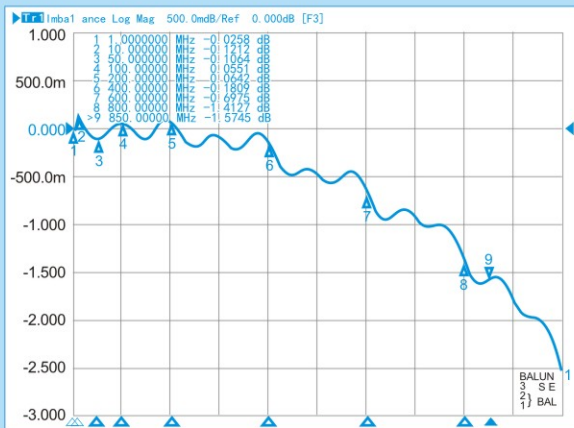
TR-A-4/1 插入损耗



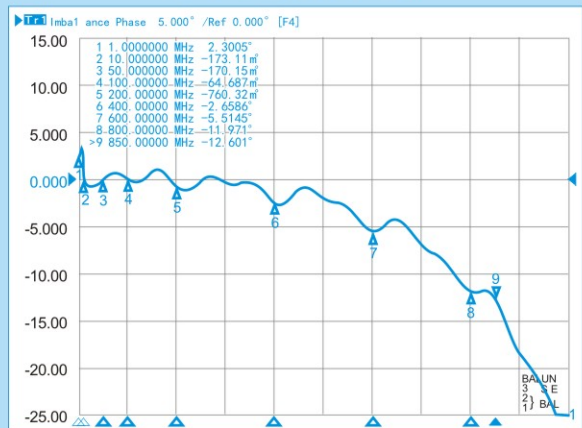
TR-A-4/1 返回损耗



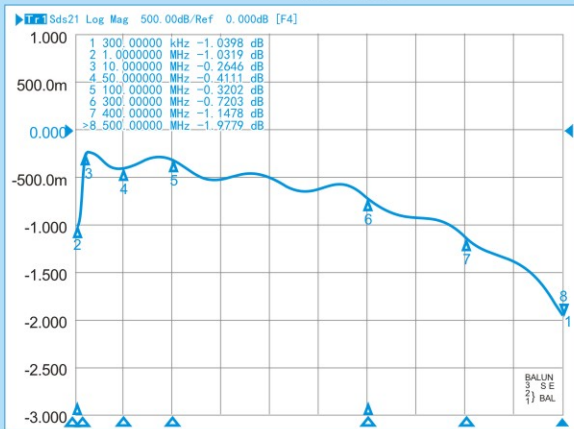
TR-A-4/1 幅度不平衡



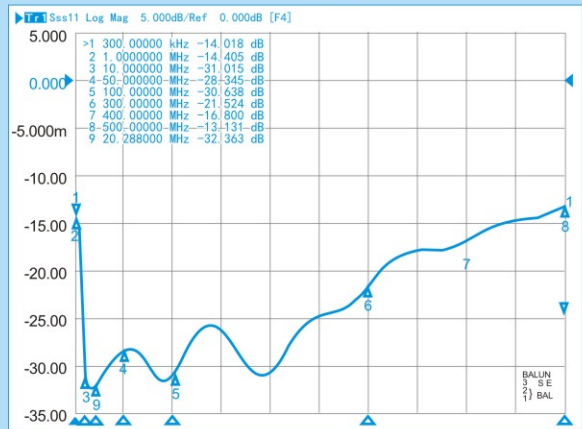
TR-A-4/1 相位不平衡



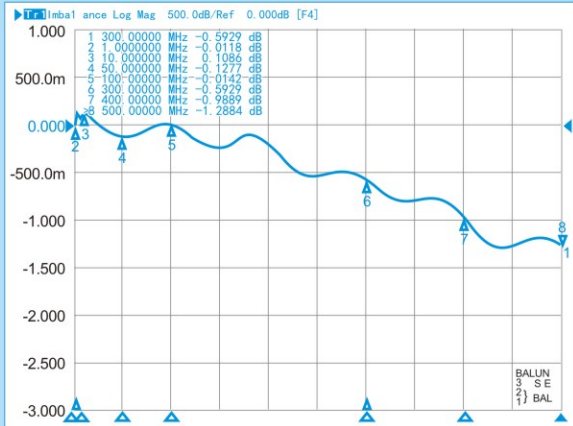
TR-A-4/6 插入损耗



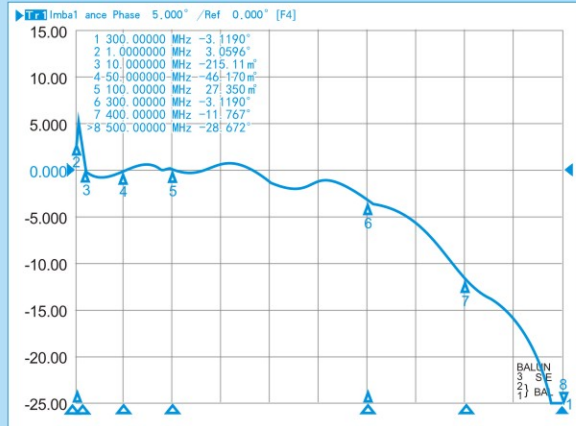
TR-A-4/6 返回损耗



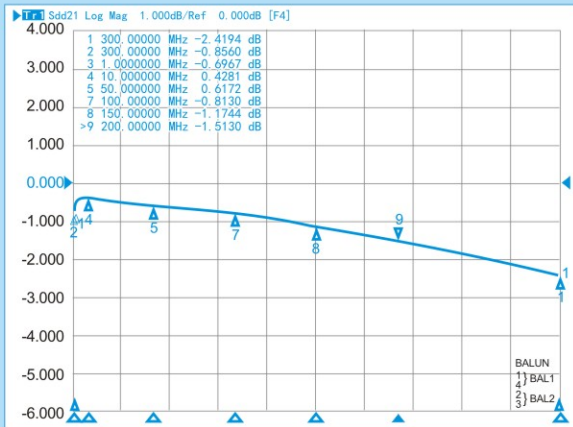
TR-A-4/6 幅度不平衡



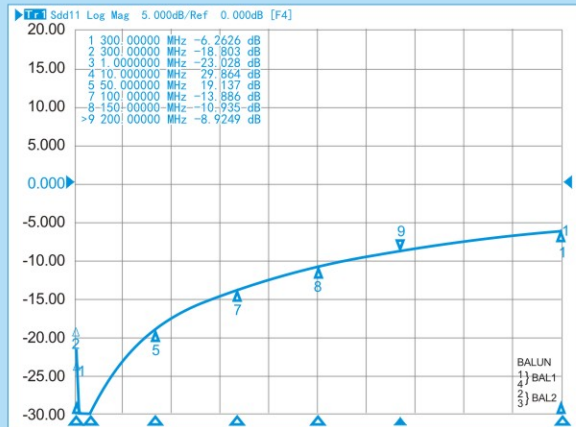
TR-A-4/6 相位不平衡



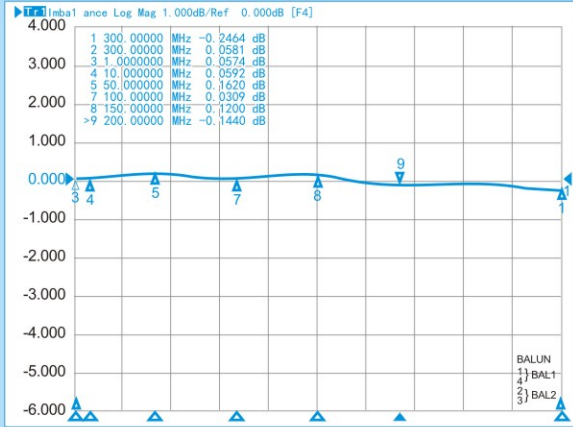
TR-B-1/1 插入损耗



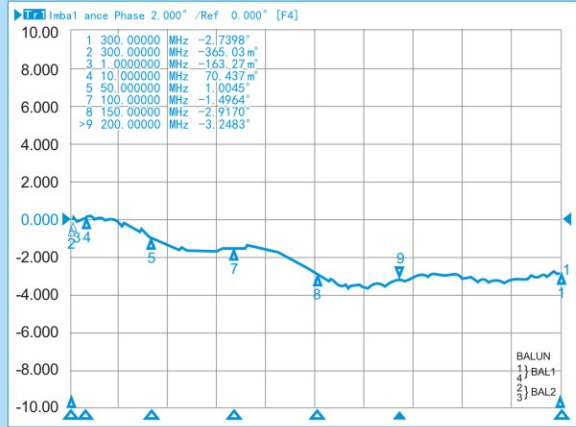
TR-B-1/1 返回损耗



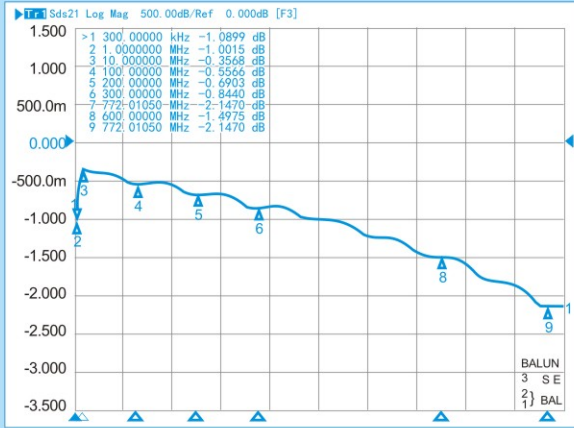
TR-B-1/1 幅度不平衡



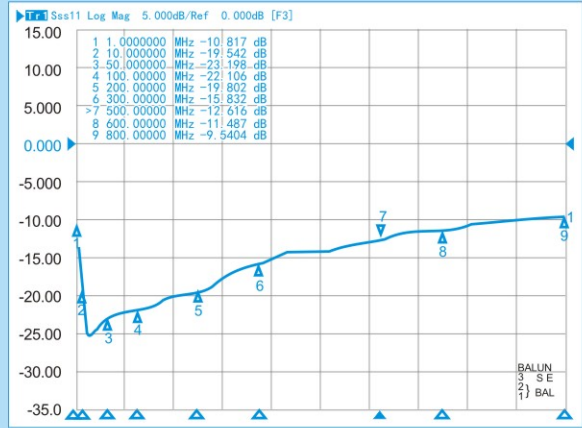
TR-B-1/1 相位不平衡



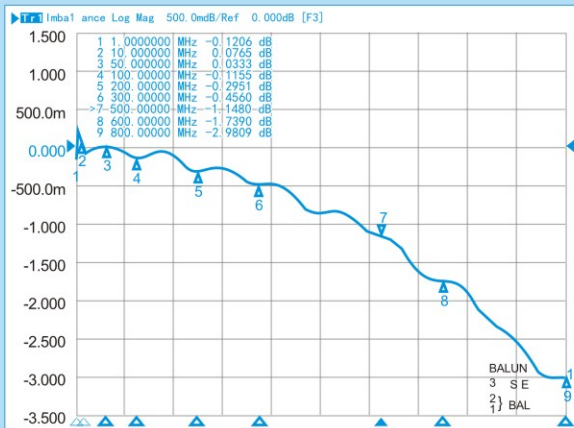
TR-C-1/1 插入损耗



TR-C-1/1 返回损耗



TR-C-1/1 幅度不平衡



TR-C-1/1 相位不平衡

